

PHT 6861
Clinical Education II
Fall 2013

Course description: The purpose of this course is to provide part-time clinical experiences in acute care and outpatient orthopedics as a means for the student to make associations between classroom material and clinical experiences. Students alternate between an acute care setting or an outpatient clinic for 8 hours/week. Classroom sessions are utilized to discuss issues related to clinical situations.

Course prerequisites: Course participation is limited to entry-level DPT student in their first year of the UF program.

Course Offered by: Department of Physical Therapy, College of Public Health and Health Professions, University of Florida

Credit hours: 1 credit

Course instructor(s): Bill McGehee, PT MHS
wmcgehee@php.ufl.edu, 352-273-9366
Office Hours: Room 1156, by appointment

Class time: Monday 4:05 to 4:55; **10 Clinic Visits according to assigned schedule**

Objectives:

1. Recognize individual differences of patients and health care providers that can enhance and/or limit successful outcomes and make viable recommendations to reduce limitations.
2. Accept the importance of individual differences including values and cultural differences and display verbal and non-verbal behaviors to the patient and instructor that exemplify this acceptance.
3. Select and provide rationale for various outpatient orthopedic intervention strategies and projected outcomes on individual patient symptomology, diagnosis, indications, precautions, and contraindications.
4. Describe the advantages and limitations for a particular rehab program and recommend alterations and/or modifications that may be necessitated by changing patient status.
5. Develop and provide rationale for patient prognosis and discharge plan.
6. Complete HIPPA, Bloodborne Pathogen Training, and Confidentiality Training
7. Complete training on the completion and use Physical Therapist Clinical Performance Instrument

Teaching methods:

Reflective questionnaires, clinical mentoring on site, preparation of SOAP notes individual to patient experiences

Required textbooks:

None, utilize texts from previous coursework as needed

Additional readings:

1. Other readings as assigned via handouts, Guide to PT Practice, or Sakai.

Class Schedule:

Date	Topic	Assignment	Due Date
8/26	Syllabus Clinic Visit Schedule	HIPPA, BBP, and Confidentiality Training	9/6/13
9/2	No Class-Labor Day		
9/9	Communication Style		
9/16	Integumentary Case	Ortho Clinic Visit #1 Wound/Acute Care Visit, if applicable	Friday 9/20 12:00 PM
9/23	No Class		
9/30	No Class		
10/7	Musculoskeletal Case	Ortho Clinic Visit #2 Wound/Acute Care Visit, if applicable	Friday 10/11 12:00 PM
10/14	Cardiovascular and Pulmonary Case	Ortho Clinic Visit #3 Wound/Acute Care Visit, if applicable	Friday 10/18 12:00 PM
10/28	Neuromuscular Case	Ortho Clinic Visit #4 Wound/Acute Care Visit, if applicable	Friday 11/1 12:00 PM
11/4	No Class	Online CPI Training	11/25/13
11/11	No Class		
11/18	No Class		
11/25	Review Clin Ed III Requirements Quiz	Online CPI Training and Clinical Education I and II Survey Ortho Clinic Visit #5 Wound/Acute Care Visit, if applicable	Online CPI Training Certificate Due and Clin. Ed I and II Survey due Monday 11/25 by 12:00 PM Clinic Visit Assignment Due Friday 11/29 by 12:00 PM

Testing and grading: Course will be graded as pass/fail based on accrual of points for both assignments and skills demonstrated on clinical visits. Attendance is required. Standardized criteria according to the Student Clinical Performance Instrument of the APTA will be utilized.

Assignments: 20 points/assignment.....80%
Classroom Participation: 10 points/session.....20%

Professional Behavior: Effective professional behavior is critical for a successful transition from the classroom to the clinical setting. The faculty recognizes the importance of these behaviors and has incorporated the development as well as evaluation of these behaviors into each academic course. In order to demonstrate safe and effective professional behavior prior to clinical visits that occur in the third semester of the curriculum, all students must attain “entry-level performance” on the five red-flag items (skills 1-5) in the Physical Therapist Student Clinical Performance Instrument as demonstrated by behaviors in the classroom and lab by the end of the second semester in the curriculum. Students will formally self-evaluate their professionalism during the first semester (PHT 6024: Professional Issues 1) and at midterm and end of second semester. Additional feedback will be provided by peers, instructors, and teaching assistants. Additionally, students must demonstrate 100% safety on all practical exams throughout the curriculum. Should a student fail a practical exam, due to safety or additional reasons, they will have only one opportunity to repeat the exam. Students must maintain entry-level professionalism throughout the remainder of the academic and clinical curriculum. Failure to do so will prevent the student from advancing in the curriculum.

Policy Related to Class Attendance: Students are expected to attend all class meetings and clinic visits. In the event that a class or clinic visit will be missed due to unavoidable personal circumstances, please refer to the Student Handbook for the procedure on obtaining instructor permission for missed classes.

Policy Related to Make-up Exams or Other Work: Students who miss a class/clinic visit because of an emergency or excused absence should make arrangements with the instructors to complete missed exams or assignments and with fellow students to obtain class notes/hand-outs or to gain information about lab activities. **Note that late or incomplete assignments will score a maximum of 15 points.** If the absence was unexcused, no opportunity will be given to complete the assignments.

Academic Honesty: Per the University of Florida Department of Physical Therapy student handbook, students are required to abide by the UF Academic Honesty Guidelines. Cheating, lying, misrepresentation, or plagiarism in any form is unacceptable and inexcusable behavior. The following pledge has been accepted by the University and is expected of all students:

“I understand that the University of Florida expects its students to be honest in all of their academic work. I agree to adhere to this commitment to academic honesty and understand that my failure to comply with this commitment may result in disciplinary action, up to and including expulsion from the University.”

We, the members of the University of Florida community, pledge to hold ourselves and our peers to the highest standards of honesty and integrity. The following pledge is implied on all work submitted for credit by UF students and is required on all assignments.

“On my honor, I have neither given nor received unauthorized aid in doing this assignment.”

Accommodations for Students with Disabilities: Students requesting classroom accommodations must first register with the Dean of Students Office. The Dean of Students Office will provide documentation to the student who must then provide the documentation to the course instructor when requesting accommodation.

Counseling and Student Health: Students may occasionally have personal issues that arise in the course of pursuing higher education or that may interfere with their academic performance. If you find yourself facing problems affecting your coursework, you are encouraged to talk with an instructor and to seek confidential assistance at the UF Counseling & Wellness Center, 352-392-1575. Visit their web site for more information: <http://www.counseling.ufl.edu/>

The Student Health Care Center at Shands is a satellite clinic of the main Student Health Care Center located on Fletcher Drive on campus. Student Health at Shands offers a variety of clinical services, including primary care, women's health care, immunizations, mental health care, and pharmacy services. The clinic is located on the second floor of the Dental Tower in the Health Science Center. For more information, contact the clinic at 392-0627 or check out the web site at: www.health.ufl.edu/shcc

Crisis intervention is available 24/7 from:

Alachua County Crisis Center:

(352) 264-6789

<http://www.alachuacounty.us/DEPTS/CSS/CRISISCENTER/Pages/CrisisCenter.aspx>

Guided Clinical Observation
OP Clinic Visit #1
Fall 2013

Date:

Student Name:

Clinic Site:

CI Name:

Choose one patient that is listed on your log of observed patients today and review the patient's initial evaluation note.

(1 pt)1. List the patient's medical diagnosis:

(1 pt)2. List the patient's physical therapy diagnosis:

(2pts)3. List the short and long term goals identified in the initial evaluation:

Short Term Goals

- a.
- b.
- c.
- d.

Long Term Goals

- a.
- b.
- c.
- d.

(2 pts)4. Write your own new short term goal for this patient (one goal that is specific and measurable and will lead to achieving one of their long term goals)

(2pts)5. Describe an intervention you could utilize to help the patient achieve this new goal.

Guided Clinical Observation
OP Clinic Visit #2
Fall 2013

Date:

Student Name:

Clinic Site:

CI Name:

Choose one patient that is listed on your log of observed patients today and review the patient's most recent progress note.

(2pts) 1. What new information did the patient provide today regarding his/her status/functional abilities/experiences since their last PT visit?

(2 pts)2. Describe the interventions utilized during today's visit:

(4 pts)3. Based on the documented patient problems and the patient's current status, Explain what you believe should be the highest priority to address at the next PT visit and give your rationale for this decision

Guided Clinical Observation
OP Clinic Visit #3
Fall 2013

Date:

Student Name:

Clinic Site:

CI Name:

Choose one patient that is listed on your log of observed patients today and :

4 pts. 1) Explain the current discharge plan for this patient and your expected outcomes for this patient (what do you expect this patient to achieve by the time you plan to D/C them?)

4 pts. 2) write you own progress note for this patient. (without assist from CI's or other students)
Make this note viable for me or another practitioner to be able to provide excellent care for this patient while you as the PT of record go on vacation for two weeks!

Guided Clinical Observation
Clinic Visit #4
Fall 2013

Date:
Student Name:
Clinic Site:
CI Name:

Choose a patient that you observed today that has been attending PT for at least 2 sessions already and answer the following questions using professional terminology.

1. Review the initial evaluation to find out:
 - A. PT Diagnosis:
 - B. Date PT started:
 - C. Long term goals:

2. What new information did the patient provide today?

3. In narrative form, describe what interventions and activities occurred during the PT session today:

4. Explain why this patient would benefit from continued skilled PT and what short term goal you expect this patient to achieve next.

5. Describe what you expect the patient to do before the next visit and what intervention you would provide in the future including the frequency and duration (how many times per week and for how many weeks?)

Guided Clinical Observation
Clinic Visit #5
Fall 2013

Date:

Student Name:

Clinic Site:

CI Name:

Write your own daily treatment note in SOAP format for one treatment session that you observed today. Please also list the medical diagnosis and PT diagnosis for the patient whom you are addressing in the note.

Date	Diagnosis and or Surgery Date	Age	Evaluation procedures Used (Guide to PT Practice) Interventions used (Guide to PT practice)

Student Evaluation and Treatment Log - To be completed by student

The following activities should be performed by each student. Students should check off the activities they participated in, then have the CI check or comment on professionalism and sign to confirm the activities.

- _____ Demonstrates professionalism in all activities (attentive, asks good questions, timely)
Comments:
- _____ Assist one patient from supine to sit or sit to supine
- _____ Assist one patient for transfer out of bed (either to chair, bedside commode, or stand)
- _____ Assist one patient in gait training
- _____ Maintain universal precautions for all of the patients above (that is, use PPE as necessitated)

ACUTE CARE VISIT

This assignment should be turned in via hard copy in the WOODEN BOX by 12:00 PM on the Friday listed on the syllabus. These assignments count for 5% for your grade in Principles of Disease. Points are also assigned in Clin Ed II based on timeliness and completeness of data collected.

DO NOT USE ABBREVIATIONS.

- Vital signs/Lab values:** Choose one (1) patient to record the previous 24 hours of data re: the following vital signs and lab values:

Patient's gender: _____ **Patient's age:** _____

	Normal values	Your patient
HR		
BP		
Temp		
Respiration		
O2 Sats		

	Normal values	Your patient
Hct		
Hgb		
WBC		
RBC		

Explain any abnormal lab values (possible cause for abnormality in this patient) and the possible impact on physical therapy interventions.

- Individual characteristics:** Choose two (2) patients whose individual characteristics enhanced or detracted from treatment outcome. Compare and contrast how the therapist did or could work with each patient individually to produce the most effective outcome.

- Precautions:** Choose two (2) different patients that had precautions (weight bearing, sternal, Intra Cranial Pressure, open wound, thrombocytopenia, anticoagulation, etc.). Describe what the precaution is and explain the potential consequences of not observing this precaution.

4. **Role of acute care PT:** List and explain at least 3 special skills required of the PT in the acute care setting?

Date	Diagnosis and or Surgery Date	Age	Evaluation procedures Used (Guide to PT Practice) Interventions used (Guide to PT practice)

Student Evaluation and Treatment Log - To be completed by student

The following activities should be performed by each student. Students should check off the activities they participated in, then have the CI check or comment on professionalism and sign to confirm the activities.

- _____ Demonstrates professionalism in all activities (attentive, asks good questions, timely)
Comments: _____
- _____ Assist one patient from supine to sit or sit to supine
- _____ Assist one patient for transfer out of bed (either to chair, bedside commode, or stand)
- _____ Assist one patient in gait training
- _____ Maintain universal precautions for all of the patients above (that is, use PPE as necessitated)

2nd ACUTE CARE VISIT

This assignment should be turned in via hard copy in the WOODEN BOX by 12:00 PM on the Friday listed on the syllabus. These assignments count for 5% for your grade in Principles of Disease. Points are also assigned in Clin Ed II based on timeliness and completeness of data collected.

DO NOT USE ABBREVIATIONS.

1. Please list all the different types of healthcare providers you observed your clinical instructor communicating with today:

2. Please list the variety of communication methods you observed your clinical instructor utilizing today (phone, verbal, electronic med record, etc.)

3. Based on the attached behavior descriptions, present your hypothesis for which of the communication styles best describes the Clinical Instructor you worked with today. Provide examples from your experience today to support your hypothesis.

4. Imagine that you were assigned to work with this clinical instructor (CI) on a full time basis. Utilize the attached hints on interaction to describe how you might adjust your communication style (indicate your predominant style) to work effectively with this .CI

Interacting with Different Styles

Direct

- Focus on their goals and objectives
- Keep your relationship businesslike
- Argue facts, not personal feelings
- Be well-organized in your presentations
- Ask questions directly
- Speak at a relatively fast pace

Spirited

- Focus on opinions and inspiring ideas
- Be supportive of their ideas
- Don't hurry the discussion
- Engage in brainstorming
- Be entertaining and fast-moving
- Allow them to share their ideas freely

Systematic





- Focus on facts, not opinions
- Be thorough and organized
- Provide written evidence when possible
- Be systematic in your presentations
- Avoid gimmicks
- Allow time for analysis

Considerate

- Focus on your relationship
- Be supportive of their feelings
- Make sure you understand their needs
- Be informal
- Maintain a relaxed pace
- Give them time to build trust in you

OHT12

What's My Communication Style? Behavior Chart

	 DIRECT	 SPIRITED	 CONSIDERATE	 SYSTEMATIC
Verbal	<ul style="list-style-type: none"> ■ decisive ■ direct speech ■ doesn't say to any hello 	<ul style="list-style-type: none"> ■ expresses opinions readily ■ generalizes ■ persuasive 	<ul style="list-style-type: none"> ■ listens ■ clove, personal language ■ supportive language 	<ul style="list-style-type: none"> ■ focuses on specific needs ■ precise language ■ avoids emotional
Paraverbal	<ul style="list-style-type: none"> ■ speaks quickly ■ loud tones ■ formal speech 	<ul style="list-style-type: none"> ■ lots of voice inflection ■ animated ■ loud tones 	<ul style="list-style-type: none"> ■ speaks slowly ■ soft tones ■ patient speech 	<ul style="list-style-type: none"> ■ little vocal variety ■ brief speech ■ even delivery
Body Language	<ul style="list-style-type: none"> ■ direct eye contact ■ firm handshake ■ bold visual appearance 	<ul style="list-style-type: none"> ■ quick motions ■ lots of body movement ■ enthusiastic handshake 	<ul style="list-style-type: none"> ■ gentle handshake ■ likes hugging ■ slow movement 	<ul style="list-style-type: none"> ■ poker face ■ controlled movement ■ avoids touching
Personal Space	<ul style="list-style-type: none"> ■ keeps physical distance ■ displays planning standards in work space ■ work space suggests power 	<ul style="list-style-type: none"> ■ cluttered workspace ■ personal objects in office ■ likes close physical space 	<ul style="list-style-type: none"> ■ family pictures in workspace ■ likes side-by-side seating ■ carries sentimental items 	<ul style="list-style-type: none"> ■ a strong sense of personal space ■ charts, graphs in office ■ tidy desktop

OHT9

Student Evaluation and Treatment Log - To be completed by student

Date	Diagnosis and or Surgery Date	Age	Evaluation procedures Used (Guide to PT Practice) Interventions used (Guide to PT practice)

The following activities should be performed by each student. Students should check off the activities they participated in, then have the CI check or comment on professionalism and sign to confirm the activities.

- _____ Observe CI assessing or reassessing a wound
- _____ Assist with setting up a sterile field
- _____ Assist with changing dressing

_____ Demonstrates professionalism in all activities (attentive, asks good questions, timely)
Comments:

_____ Therapist signature

WOUND CARE VISIT

This assignment should be turned in to the wooden box by 12:00 PM on the Friday listed on the syllabus. These assignments count for 5% for your grade in Principles of Disease. Points are also assigned in Clin Ed II based on timeliness and completeness of data collected.

- 1. Healing Factors:** Choose one (1) patient with an open wound and choose up to two factors specific to this patient that may be interfering with **wound healing**. Describe the physiology of how these factors interfere with wound healing.

- 2. Wounds:** What types of wounds did you see (infection, arterial or venous insufficiency, trauma, pressure sore, etc.)?
Choose one type of wound and describe the signs and symptoms of that type of wound (eg, the wound, the extremity, associated pain, etc.)

- 3. Pain:** Choose two (2) different patients that had significant pain. Were they angry, negative, stoic, tearful, or appreciative? Compare and contrast the patient's response to the intervention. What did the therapist do to maintain a positive relationship even though pain was present?

- 4. Precautions:** Choose one (1) patient that had precautions. Which universal precautions and types of Personal Protective Equipment (PPE) were used with that patient?

- 5.** Which items were placed in the RED bag?
Which items were placed in the CLEAR bag?
Which items were placed in a Sharps container?

- 6. Intervention:** Choose two (2) patients who had different types of wounds. Describe the treatment intervention (whirlpool immersion, irrigation, pulse lavage, etc.) and how it varied for each of the patients. What other modalities would be appropriate for this wound (Eg., ultrasound, e-stim, etc.)?

Student Evaluation and Treatment Log - To be completed by student

Date	Diagnosis and or Surgery Date	Age	Evaluation procedures Used (Guide to PT Practice) Interventions used (Guide to PT practice)

The following activities should be performed by each student. Students should check off the activities they participated in, then have the CI check or comment on professionalism and sign to confirm the activities.

- _____ Observe CI assessing or reassessing a wound
- _____ Assist with setting up a sterile field
- _____ Assist with changing dressing

_____ Demonstrates professionalism in all activities (attentive, asks good questions, timely)

Comments:

_____ Therapist signature

2ND WOUND CARE VISIT

This assignment should be turned in to the wooden box by 12:00 PM on the day listed on your syllabus. These assignments count for 5% for your grade in Principles of Disease. Points are also assigned in Clin Ed II based on timeliness and completeness of data collected. PLEASE AVOID USING ABBREVIATIONS

1. Please list all the different types of healthcare providers you observed your clinical instructor communicating with today:

2. Please list the variety of communication methods you observed your clinical instructor utilizing today (phone, verbal, electronic med record, etc.)

3. Based on the attached behavior descriptions, present your hypothesis for which of the communication styles best describes the Clinical Instructor you worked with today. Provide examples from your experience today to support your hypothesis.

4. Imagine that you were assigned to work with this clinical instructor (CI) on a full time basis. Utilize the attached hints on interaction to describe how you might adjust your communication style (indicate your predominant style) to work effectively with this .CI

Interacting with Different Styles

Direct

- Focus on their goals and objectives
- Keep your relationship businesslike
- Argue facts, not personal feelings
- Be well-organized in your presentations
- Ask questions directly
- Speak at a relatively fast pace

Spirited

- Focus on opinions and inspiring ideas
- Be supportive of their ideas
- Don't hurry the discussion
- Engage in brainstorming
- Be entertaining and fast-moving
- Allow them to share their ideas freely

Systematic





- Focus on facts, not opinions
- Be thorough and organized
- Provide written evidence when possible
- Be systematic in your presentations
- Avoid gimmicks
- Allow time for analysis

Considerate

- Focus on your relationship
- Be supportive of their feelings
- Make sure you understand their needs
- Be informal
- Maintain a relaxed pace
- Give them time to build trust in you

OHT12

What's My Communication Style? Behavior Chart

	 DIRECT	 SPIRITED	 CONSIDERATE	 SYSTEMATIC
Verbal	<ul style="list-style-type: none"> ■ decisive ■ direct speech ■ doesn't say to any hello 	<ul style="list-style-type: none"> ■ expresses opinions readily ■ generalizes ■ persuasive 	<ul style="list-style-type: none"> ■ listens ■ clove, personal language ■ supportive language 	<ul style="list-style-type: none"> ■ focuses on specific needs ■ precise language ■ avoids emotional
Paraverbal	<ul style="list-style-type: none"> ■ speaks quickly ■ loud tones ■ formal speech 	<ul style="list-style-type: none"> ■ lots of voice inflection ■ animated ■ loud tones 	<ul style="list-style-type: none"> ■ speaks slowly ■ soft tones ■ patient speech 	<ul style="list-style-type: none"> ■ little vocal variety ■ brief speech ■ even delivery
Body Language	<ul style="list-style-type: none"> ■ direct eye contact ■ firm handshake ■ bold visual appearance 	<ul style="list-style-type: none"> ■ quick motions ■ lots of body movement ■ enthusiastic handshake 	<ul style="list-style-type: none"> ■ gentle handshake ■ likes hugging ■ slow movement 	<ul style="list-style-type: none"> ■ poker face ■ controlled movement ■ avoids touching
Personal Space	<ul style="list-style-type: none"> ■ keeps physical distance ■ displays planning standards in work space ■ work space suggests power 	<ul style="list-style-type: none"> ■ cluttered workspace ■ personal objects in office ■ likes close physical space 	<ul style="list-style-type: none"> ■ family pictures in workspace ■ likes side-by-side seating ■ carries sentimental items 	<ul style="list-style-type: none"> ■ a strong sense of personal space ■ charts, graphs in office ■ tidy desktop

OHT9

HIPPA, Confidentiality, and Blood Borne Pathogens Training Assignment

HIPPA, Confidentiality, and Blood Borne Pathogens (BBP) training can be completed here:

<http://bahealthsci.phhp.ufl.edu/admission-requirements/prerequisites-and-registration/certifications-and-training/>

The BBP training requires a VPN set up if you are doing it off campus. There are detailed instructions provided at the link above. Doing the training on campus allows you to bypass the VPN.

FINALLY, you will need to come back to Sakai and enter "submitted in Magnus" in the assignment box in order to get credit!

**Final Assignment
Clinical Education II**

Survey regarding Summer and Fall 2013 single day clinic experiences

Use the following address to provide feedback about the clinic sites utilized for single day visits in Summer and Fall of 2013 (copy and paste this address):

<https://www.surveymonkey.com/s/RJ8XLBZ>

YOU MUST ENTER THE CODE (LOCATED AT THE BOTTOM OF THE SURVEY) INTO SAKAI BY 2 PM ON MONDAY, NOV 25th IN ORDER TO GET CREDIT FOR COMPLETING THIS ASSIGNMENT!